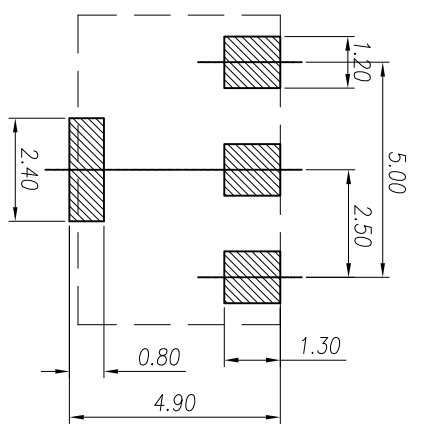
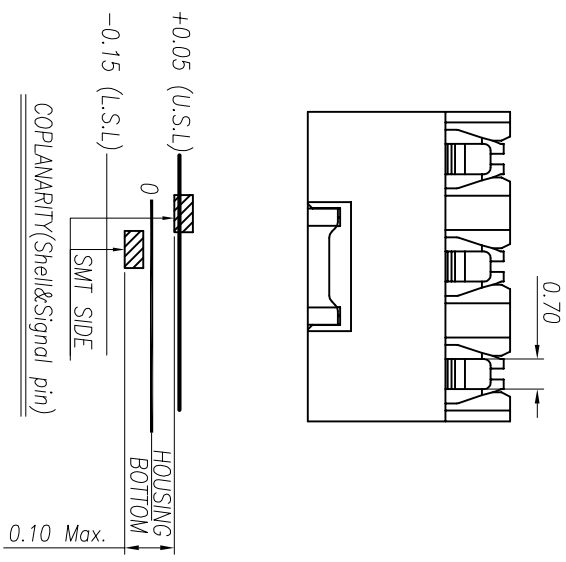
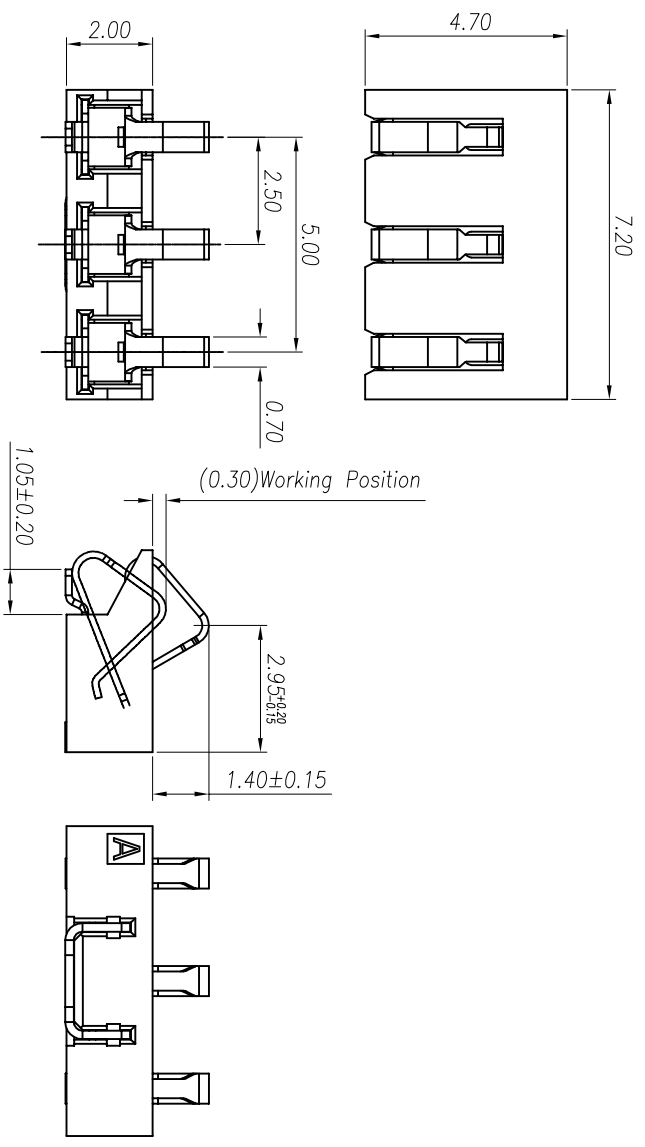


REV.	EGN.NO.	MODIFY CONTENT	DATE
A		NEW	2016/10/31



RECOMMENDED PCB LAYOUT  
GENERAL TOLERANCE ± 0.05

- NOTES:
- MATERIAL:
    - 1-1 HOUSING:THERMOPLASTIC,UL 94V-0, COLOR:BLACK
    - 1-2 CONTACTI:COPPER ALLOY T=0.15mm
    - 1-3 NAIL:COPPER ALLOY T=0.20mm
  - FINISH:
    - 2-1 CONTACT: 1u" GOLD PLATING ON CONTACT AREA  
TIN 100u"MIN PLATING ON SOLDERTAILS  
80~120u" NICKEL UNDERPLATING OVER ALL  
100~200u" TIN OVERALL
    - 2-2 NAIL: 50 u" MIN, NICKEL UNDERPLATING,  
100~200u" TIN OVERALL
  - ELECTRICAL SPECIFICATIONS:
    - 3-1 VOLTAGE RATING: 250V
    - 3-2 CURRENT RATING: 2A
    - 3-3 INSULATION RESISTANCE: 1000MEG.OHM MIN
    - 3-4 CONTACT RESISTANCE: 50 MILL.OHM MAX
    - 3-5 OPERATION TEMPERATURE: -55° TO +125°
    - 3-6 DURABILITY: 3000 CYCLES
    - 3-7 NORMAL FORCE: 80gf AT THE WORKING POSITION

GENERAL TOLERANCE		DWG NO.	APPD:	WMD	Scale
X.±0.45	X.±5'	JYSA1014-03			1:1
X±0.35	X'±2"	BATTERY 3PIN 2.50PITCH	CHKD:		mm
.XX±0.25	.XX'±1'	2.0H 无挂 防插PIN	DR:		
.XXX±0.15	.xxx'±0.5'	JYS-BY200-200	Date	2016/10/31	
SHEET 1/1					

**JYSCOMM** 深圳市杰宇森电子有限公司  
Shenzhen JieYusen electronic co., LTD.